



- ACSOON AF60W series AC Power Supply is one of the most popular static solid-state frequency converter. AF60W is designed to change conventional 50 Hz or 60 Hz electrical energy to virtually any other frequency. It integrates IGBT and combines analog signal control design together for compact size and higher reliability.
- AF60W static frequency converter as one ac power source is ideal for export/import testing and operating equipment manufactured in a foreign country. It can simulate any world wide utility as well as shipboard power with clean sine wave output and excellent line and load regulation, high efficiency and low harmonic distortion.

#### Application Fields

- ⊖ · Testing and operating electrical equipment
- ⊖ · LV Lab power supply
- ⊖ · Electric test power supply
- ⊖ · Home appliance
- ⊖ · Transformers, Motors and pumps
- ⊖ · Marine ships for quality ac power

#### Main Features

- 🍃 Isolated output transformer, suitable for any unbalance loads. Every single phase can be used independently
- 🍃 EMC compatible
- 🍃 Compatible with both 50Hz and 60Hz power supply network
- 🍃 Galvanically isolated, low harmonic distortion
- 🍃 Pure sine wave, sinusoidal output
- 🍃 Variable frequency and voltage
- 🍃 Display real-time data: voltage, current, frequency, power / power factor

ACSOON® AF60W series power supply single unit are available with the following capacities:

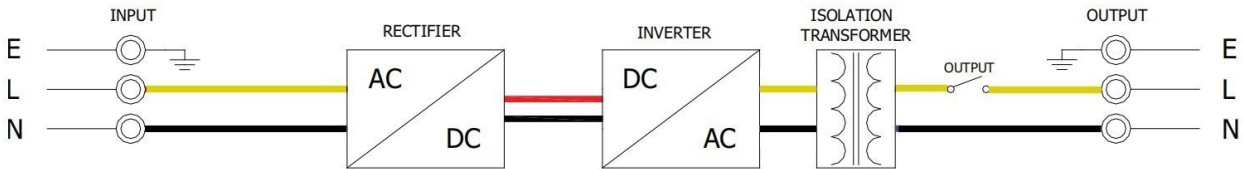
🗄 Single phase output: (Select one individual KVA)

1kva, 2kva, 3kva, 5kva, 10kva, 15kva, 20kva, 30kva, 45kva, 60kva, 75kva, 100kva, 150kva, 200kva

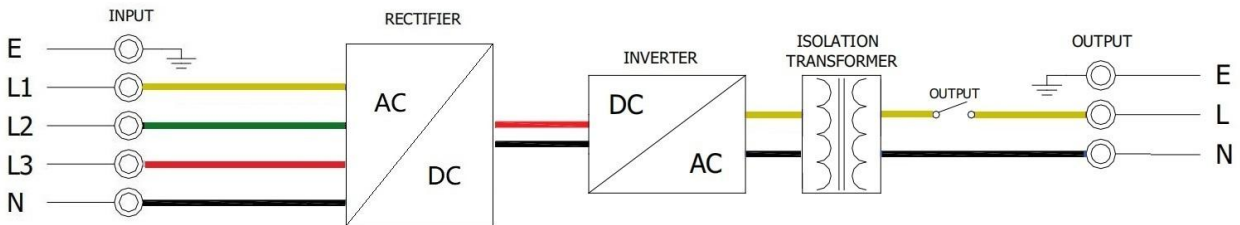
🗄 Three phase output: (Select one individual KVA)

1kva, 3kva, 6kva, 10kva, 15kva, 20kva, 30kva, 45kva, 60kva, 75kva, 100kva, 150kva, 200kva, 300kva, 400kva, 500kva, 600kva, 800kva, 1000kva, 1500kva and 2000kva

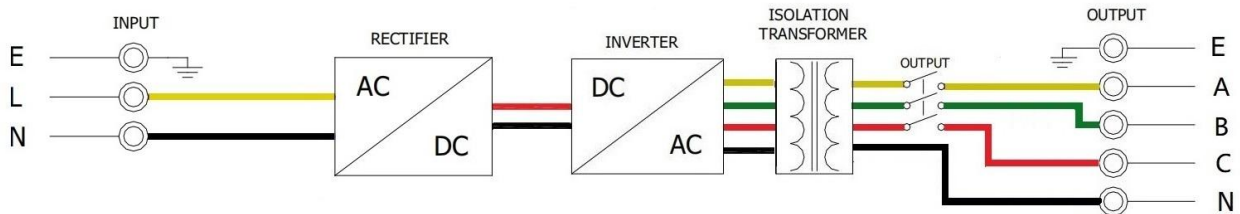
Circuit Block Diagram for ACSOON 1 Phase & 3 Phase SFC



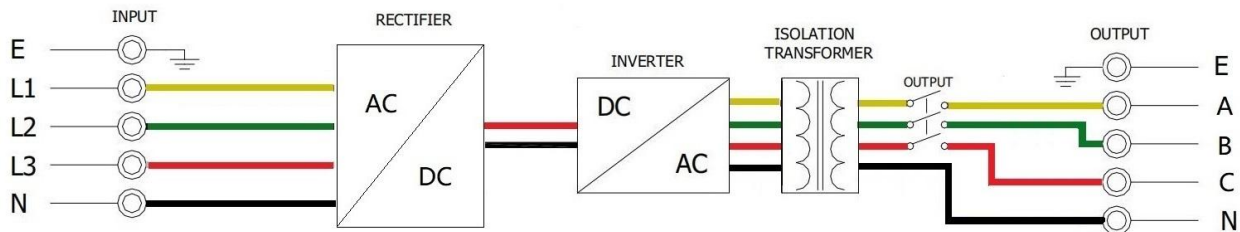
SINGLE PHASE INPUT - SINGLE PHASE OUTPUT



THREE PHASE INPUT - SINGLE PHASE OUTPUT



SINGLE PHASE INPUT - THREE PHASE OUTPUT



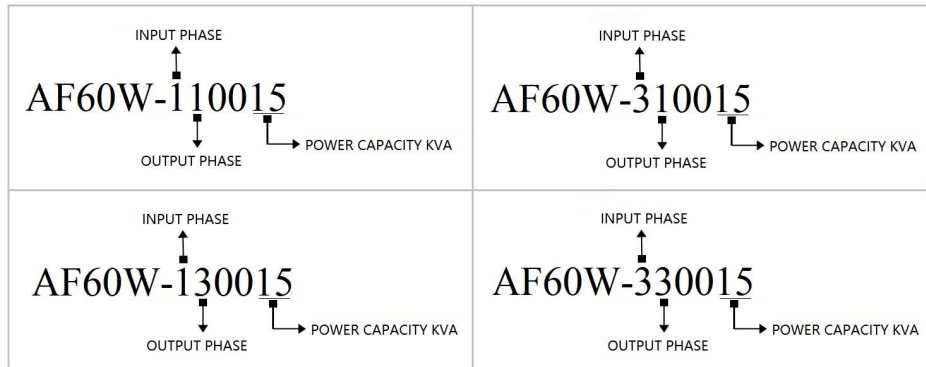
THREE PHASE INPUT - THREE PHASE OUTPUT

**Specification Data sheet for ACSOON AF60W SFC**

INPUT	
Number of Phases	Single Phase / Split Phase / Three Phase
Nominal Input Voltage	110V 120V 220V 230V 240V / Single Phase ; 208, 380V, 400V, 415V, 440V,480V / Three Phase
Voltage Tolerance	± 15%
Nominal Frequency	50Hz / 60Hz
Frequency Tolerance	40Hz - 70Hz
OUTPUT	
Number of Phases	Single Phase / Split Phase / Three Phase
Nominal Output Voltage	110V 120V 220V 230V 240V / Single Phase ; 208, 380V, 400V, 415V, 440V,480V / Three Phase
Voltage Adjustable	0-150V (L-N), 0-300V (L-N); 0-260V (L-l), 0-520V (L-L)
Nominal Output Frequency 50Hz / 60Hz	
Frequency Adjustable	45Hz - 200Hz or as per customized
Voltage Regulation & Stability +/-1% FS	
Frequency Stability	+/-0.1%FS
LED Digital Display	4 digits LED displaying: Frequency, Voltage, Current, Power Factor / Power (watt).
Manual buttons on panel	Run and reset (stop), phase changeover button, power (watt)
Distortion	Clean sine wave THD <3% @ Linear loads
Input Power Factor	≥0.8
Overall Efficiency	≥85%
Crest Factor	1.414±0.1
Weight & Dimension	As per manufacturer's standard configuration
Protection	Over current, over load, over heat, short circuit,over heat Protections and alarm.
Overload Capacity	125% 1s
IP Class	Standard IP20/IP21 indoor. IP32 & IP54 as optional
MTBF	50,000 Hrs
MTTR	<30Min
Humidity	10-95%
Noise	Less than 65dB within 1 meter
Operating Temperature	-10 to 45°C
Standards	EN60204-1, IEC 62321 & EN61000-6-3

**Models Selection Designate**

**The ACSOON® AF60W series power supply model designation are shown below**



**Metal Enclosure**



The system shall be housed in Sheet Steel cabinet with IP20/IP21 protection and shall be powder coated in RAL7035 Grey shade. The cabinet shall be an upright, free standing, steel cabinet with removable side covers, The cooling fans shall be provided as per manufactures' standard and hinge mounting front door. The construction and layout shall be kept such that there is an easy access to any component in the equipment. transformers are mounted on the bottom plate of the cabinet. The terminals for Mains Input & Output are provided on the interior side of the cabinet. Cable entry shall be provided from at the bottom of the cabinet. (PS.The terminals for Mains Input & Output are provided on the rear side for rack mounted converter, cable entry shall be provided at the rear side of the converter )